

**MONTHLY REPORT OF DISBURSEMENTS**  
For the month of October 2023

Department : State Universities and Colleges (SUCs)  
 Agency/Entity : Negros Oriental State University  
 Operating Unit : < not applicable >  
 Organization Code (UACS) : 08 072 0000000  
 Fund Cluster : 01 - Regular Agency Fund

| Particulars  | Current Year Budget  |                     |             |             |                      | Prior Year's Accounts Payable |             |             |             |               | Prior Year's Budget |             |             |             |                   | TOTAL             | SUB-TOTAL         | Trust Liabilities    |             |             |             | Grand Total |               |                      |                     |             | Remarks           |                      |                  |      |
|--|----------------------|---------------------|-------------|-------------|----------------------|-------------------------------|-------------|-------------|-------------|---------------|---------------------|-------------|-------------|-------------|-------------------|-------------------|-------------------|----------------------|-------------|-------------|-------------|-------------|---------------|----------------------|---------------------|-------------|-------------------|----------------------|------------------|------|
|  | PS                   | MOOE                | FinEx       | CO          | TOTAL                | PS                            | MOOE        | FinEx       | CO          | Sub-Total     | PS                  | MOOE        | FinEx       | CO          | Sub-Total         |                   |                   | PS                   | MOOE        | CO          | TOTAL       | PS          | MOOE          | FinEx                | CO                  | TOTAL       |                   |                      |                  |      |
|  | 2                    | 3                   | 4           | 5           | 6=(2+3+4+5)          | 7                             | 8           | 9           | 10          | 11=(7+8+9+10) | 12                  | 13          | 14          | 15          | 16=(12+13+14+15)  |                   |                   | 17=(11+16)           | 18=(17+18)  | 19          | 20          | 21          | 22=(19+20+21) | 23                   | 24                  | 25          |                   | 26                   | 27=(23+24+25+26) | 28   |
| CASH DISBURSEMENTS   | 29,130,912.03        | 7,366,400.00        | 0.00        | 0.00        | 36,497,312.03        | 0.00                          | 0.00        | 0.00        | 0.00        | 0.00          | 0.00                | 0.00        | 0.00        | 0.00        | 870,077.38        | 870,077.38        | 870,077.38        | 37,367,389.41        | 0.00        | 0.00        | 0.00        | 0.00        | 0.00          | 29,130,912.03        | 7,366,400.00        | 0.00        | 870,077.38        | 37,367,389.41        | 0.00             |      |
| Notice of Cash Allocation (NCA)  | 0.00                 | 0.00                | 0.00        | 0.00        | 0.00                 | 0.00                          | 0.00        | 0.00        | 0.00        | 0.00          | 0.00                | 0.00        | 0.00        | 0.00        | 0.00              | 0.00              | 0.00              | 0.00                 | 0.00        | 0.00        | 0.00        | 0.00        | 0.00          | 0.00                 | 0.00                | 0.00        | 0.00              | 0.00                 | 0.00             | 0.00 |
| MDS Checks Issued  | 0.00                 | 0.00                | 0.00        | 0.00        | 0.00                 | 0.00                          | 0.00        | 0.00        | 0.00        | 0.00          | 0.00                | 0.00        | 0.00        | 0.00        | 0.00              | 0.00              | 0.00              | 0.00                 | 0.00        | 0.00        | 0.00        | 0.00        | 0.00          | 0.00                 | 0.00                | 0.00        | 0.00              | 0.00                 | 0.00             | 0.00 |
| Advice to Debt Account   | 0.00                 | 0.00                | 0.00        | 0.00        | 0.00                 | 0.00                          | 0.00        | 0.00        | 0.00        | 0.00          | 0.00                | 0.00        | 0.00        | 0.00        | 0.00              | 0.00              | 0.00              | 0.00                 | 0.00        | 0.00        | 0.00        | 0.00        | 0.00          | 0.00                 | 0.00                | 0.00        | 0.00              | 0.00                 | 0.00             | 0.00 |
| Notice of Transfer Allocations (NTA)   | 29,130,912.03        | 7,366,400.00        | 0.00        | 0.00        | 36,497,312.03        | 0.00                          | 0.00        | 0.00        | 0.00        | 0.00          | 0.00                | 0.00        | 0.00        | 0.00        | 870,077.38        | 870,077.38        | 870,077.38        | 37,367,389.41        | 0.00        | 0.00        | 0.00        | 0.00        | 0.00          | 29,130,912.03        | 7,366,400.00        | 0.00        | 870,077.38        | 37,367,389.41        | 0.00             |      |
| MDS Checks Issued  | 28,934,005.89        | 5,033,060.73        | 0.00        | 0.00        | 31,967,066.62        | 0.00                          | 0.00        | 0.00        | 0.00        | 0.00          | 0.00                | 0.00        | 0.00        | 0.00        | 0.00              | 0.00              | 0.00              | 31,967,066.62        | 0.00        | 0.00        | 0.00        | 0.00        | 0.00          | 28,934,005.89        | 5,033,060.73        | 0.00        | 0.00              | 31,967,066.62        | 0.00             |      |
| Advice to Debt Account   | 2,198,906.14         | 2,333,339.27        | 0.00        | 0.00        | 4,530,245.41         | 0.00                          | 0.00        | 0.00        | 0.00        | 0.00          | 0.00                | 0.00        | 0.00        | 0.00        | 870,077.38        | 870,077.38        | 870,077.38        | 5,400,322.79         | 0.00        | 0.00        | 0.00        | 0.00        | 0.00          | 2,198,906.14         | 2,333,339.27        | 0.00        | 870,077.38        | 5,400,322.79         | 0.00             |      |
| Working Fund for FAPs  | 0.00                 | 0.00                | 0.00        | 0.00        | 0.00                 | 0.00                          | 0.00        | 0.00        | 0.00        | 0.00          | 0.00                | 0.00        | 0.00        | 0.00        | 0.00              | 0.00              | 0.00              | 0.00                 | 0.00        | 0.00        | 0.00        | 0.00        | 0.00          | 0.00                 | 0.00                | 0.00        | 0.00              | 0.00                 | 0.00             | 0.00 |
| Cash Disbursement Ceiling (CDC)  | 0.00                 | 0.00                | 0.00        | 0.00        | 0.00                 | 0.00                          | 0.00        | 0.00        | 0.00        | 0.00          | 0.00                | 0.00        | 0.00        | 0.00        | 0.00              | 0.00              | 0.00              | 0.00                 | 0.00        | 0.00        | 0.00        | 0.00        | 0.00          | 0.00                 | 0.00                | 0.00        | 0.00              | 0.00                 | 0.00             | 0.00 |
| <b>TOTAL CASH DISBURSEMENTS</b>  | <b>29,130,912.03</b> | <b>7,366,400.00</b> | <b>0.00</b> | <b>0.00</b> | <b>36,497,312.03</b> | <b>0.00</b>                   | <b>0.00</b> | <b>0.00</b> | <b>0.00</b> | <b>0.00</b>   | <b>0.00</b>         | <b>0.00</b> | <b>0.00</b> | <b>0.00</b> | <b>870,077.38</b> | <b>870,077.38</b> | <b>870,077.38</b> | <b>37,367,389.41</b> | <b>0.00</b> | <b>0.00</b> | <b>0.00</b> | <b>0.00</b> | <b>0.00</b>   | <b>29,130,912.03</b> | <b>7,366,400.00</b> | <b>0.00</b> | <b>870,077.38</b> | <b>37,367,389.41</b> | <b>0.00</b>      |      |
| NON-CASH DISBURSEMENTS   | 2,016,090.67         | 113,374.34          | 0.00        | 0.00        | 2,129,465.01         | 0.00                          | 0.00        | 0.00        | 0.00        | 0.00          | 0.00                | 0.00        | 0.00        | 0.00        | 0.00              | 0.00              | 0.00              | 2,129,465.01         | 0.00        | 0.00        | 0.00        | 0.00        | 0.00          | 2,016,090.67         | 113,374.34          | 0.00        | 0.00              | 2,129,465.01         | 0.00             |      |
| Tax Remittance Advices Issued (TRA)  | 2,016,090.67         | 113,374.34          | 0.00        | 0.00        | 2,129,465.01         | 0.00                          | 0.00        | 0.00        | 0.00        | 0.00          | 0.00                | 0.00        | 0.00        | 0.00        | 0.00              | 0.00              | 0.00              | 2,129,465.01         | 0.00        | 0.00        | 0.00        | 0.00        | 0.00          | 2,016,090.67         | 113,374.34          | 0.00        | 0.00              | 2,129,465.01         | 0.00             |      |
| Non-Cash Availment Authority (NCAA)  | 0.00                 | 0.00                | 0.00        | 0.00        | 0.00                 | 0.00                          | 0.00        | 0.00        | 0.00        | 0.00          | 0.00                | 0.00        | 0.00        | 0.00        | 0.00              | 0.00              | 0.00              | 0.00                 | 0.00        | 0.00        | 0.00        | 0.00        | 0.00          | 0.00                 | 0.00                | 0.00        | 0.00              | 0.00                 | 0.00             | 0.00 |
| Disbursements effected through outright deductions from claims (please specify...) | 0.00                 | 0.00                | 0.00        | 0.00        | 0.00                 | 0.00                          | 0.00        | 0.00        | 0.00        | 0.00          | 0.00                | 0.00        | 0.00        | 0.00        | 0.00              | 0.00              | 0.00              | 0.00                 | 0.00        | 0.00        | 0.00        | 0.00        | 0.00          | 0.00                 | 0.00                | 0.00        | 0.00              | 0.00                 | 0.00             | 0.00 |
| Overpayment of expenses (e.g. personnel benefits)                                  | 0.00                 | 0.00                | 0.00        | 0.00        | 0.00                 | 0.00                          | 0.00        | 0.00        | 0.00        | 0.00          | 0.00                | 0.00        | 0.00        | 0.00        | 0.00              | 0.00              | 0.00              | 0.00                 | 0.00        | 0.00        | 0.00        | 0.00        | 0.00          | 0.00                 | 0.00                | 0.00        | 0.00              | 0.00                 | 0.00             | 0.00 |
| Restitution for loss of government property  | 0.00                 | 0.00                | 0.00        | 0.00        | 0.00                 | 0.00                          | 0.00        | 0.00        | 0.00        | 0.00          | 0.00                | 0.00        | 0.00        | 0.00        | 0.00              | 0.00              | 0.00              | 0.00                 | 0.00        | 0.00        | 0.00        | 0.00        | 0.00          | 0.00                 | 0.00                | 0.00        | 0.00              | 0.00                 | 0.00             | 0.00 |
| Liquidated damages and similar claims  | 0.00                 | 0.00                | 0.00        | 0.00        | 0.00                 | 0.00                          | 0.00        | 0.00        | 0.00        | 0.00          | 0.00                | 0.00        | 0.00        | 0.00        | 0.00              | 0.00              | 0.00              | 0.00                 | 0.00        | 0.00        | 0.00        | 0.00        | 0.00          | 0.00                 | 0.00                | 0.00        | 0.00              | 0.00                 | 0.00             | 0.00 |
| Others (TEF, BTR, Docs Stamp, etc.)  | 0.00                 | 0.00                | 0.00        | 0.00        | 0.00                 | 0.00                          | 0.00        | 0.00        | 0.00        | 0.00          | 0.00                | 0.00        | 0.00        | 0.00        | 0.00              | 0.00              | 0.00              | 0.00                 | 0.00        | 0.00        | 0.00        | 0.00        | 0.00          | 0.00                 | 0.00                | 0.00        | 0.00              | 0.00                 | 0.00             | 0.00 |
| <b>TOTAL NON-CASH DISBURSEMENTS</b>  | <b>2,016,090.67</b>  | <b>113,374.34</b>   | <b>0.00</b> | <b>0.00</b> | <b>2,129,465.01</b>  | <b>0.00</b>                   | <b>0.00</b> | <b>0.00</b> | <b>0.00</b> | <b>0.00</b>   | <b>0.00</b>         | <b>0.00</b> | <b>0.00</b> | <b>0.00</b> | <b>0.00</b>       | <b>0.00</b>       | <b>0.00</b>       | <b>2,129,465.01</b>  | <b>0.00</b> | <b>0.00</b> | <b>0.00</b> | <b>0.00</b> | <b>0.00</b>   | <b>2,016,090.67</b>  | <b>113,374.34</b>   | <b>0.00</b> | <b>0.00</b>       | <b>2,129,465.01</b>  | <b>0.00</b>      |      |
| <b>GRAND TOTAL</b>   | <b>31,147,002.70</b> | <b>7,479,774.34</b> | <b>0.00</b> | <b>0.00</b> | <b>38,626,777.04</b> | <b>0.00</b>                   | <b>0.00</b> | <b>0.00</b> | <b>0.00</b> | <b>0.00</b>   | <b>0.00</b>         | <b>0.00</b> | <b>0.00</b> | <b>0.00</b> | <b>870,077.38</b> | <b>870,077.38</b> | <b>870,077.38</b> | <b>39,496,854.42</b> | <b>0.00</b> | <b>0.00</b> | <b>0.00</b> | <b>0.00</b> | <b>0.00</b>   | <b>31,147,002.70</b> | <b>7,479,774.34</b> | <b>0.00</b> | <b>870,077.38</b> | <b>39,496,854.42</b> | <b>0.00</b>      |      |

**SUMMARY**

| Particulars (1)  | Previous Report (2) | This Month (3) | As at Date (4) |
|--|---------------------|----------------|----------------|
| Total Disbursement Authorities Received                        | 654,461,289.75      | 47,833,465.01  | 702,294,763.76 |
| NCA  | 627,964,774.00      | 45,704,000.00  | 673,668,774.00 |
| NTA  | 0.00                | 0.00           | 0.00           |
| Working Fund   | 0.00                | 0.00           | 0.00           |
| TRA  | 26,496,524.75       | 2,129,465.01   | 28,625,989.76  |
| CDC  | 0.00                | 0.00           | 0.00           |
| NCAA   | 0.00                | 0.00           | 0.00           |
| Less: Notice of Transfer of Allocations (NTA) issued           | 0.00                | 0.00           | 0.00           |
| Total Disbursement Authorities Available                       | 654,461,289.75      | 47,833,465.01  | 702,294,763.76 |
| Less:  | 0.00                | 0.00           | 0.00           |
| Lapsed NCA   | 351.82              | 664.95         | 1,016.77       |
| Disbursements  | 654,460,281.98      | 39,496,854.42  | 693,957,136.40 |
| Less: Other Non-Cash Disbursements                             | 0.00                | 0.00           | 0.00           |
| Disbursements effected through outright deductions from claims | 0.00                | 0.00           | 0.00           |
| Overpayment of expenses (e.g. personnel benefits)              | 0.00                | 0.00           | 0.00           |
| Restitution for loss of government property                    | 0.00                | 0.00           | 0.00           |
| Liquidated damages and similar claims                          | 0.00                | 0.00           | 0.00           |
| Others (e.g. TEF, BTR, Docs Stamp, etc.)                       | 0.00                | 0.00           | 0.00           |
| Add/Less: Adjustments (e.g. cancelled/staled checks)           | 0.00                | 0.00           | 0.00           |
| Balance of Disbursement Authorities as at date                 | 684.95              | 8,335,645.64   | 8,336,610.59   |
| Total Disbursements Program                                    | 654,461,289.75      | 47,833,465.01  | 702,294,763.76 |
| Less: * Actual Disbursements                                   | 654,460,281.98      | 39,496,854.42  | 693,957,136.40 |
| (Over)/Under spending  | 1,016.77            | 8,336,610.59   | 8,337,627.36   |

Notes: \* The use of NTA is discouraged  
 Notes: \*\* Amounts should tally with the grand total disbursement (column 27).

Certified Correctly  
 MAURICE ANAMER S. ORDONADO, CPA  
 University Chief Accountant  
 Date: 11/16/2023

Recommending Approval:  
 REMBOY A. CATUBIG, CPA, MBA  
 Chief Administrative Officer - Finance  
 Date: 11/10/2023

FORWARDED BY  
 JOEL P. LIMSON, PH.D.  
 University President  
 Date: 11/10/2023

**MONTHLY REPORT OF DISBURSEMENTS**  
For the month of November 2023


Department : State Universities and Colleges (SUCs)  
 Agency/Entity : Negros Oriental State University  
 Operating Unit : < not applicable >  
 Organization Code (UACS) : 08 072 0000000  
 Fund Cluster : 01 - Regular Agency Fund

| Particulars  | Current Year Budget  |                      |             |             |                      | Prior Year's Budget           |                  |             |             |                                 |             |             |             |                     |                     |                     | Trust Liabilities    |             |             |             | Grand Total   |                      |                      |             |                     | Remarks              |       |  |
|--|----------------------|----------------------|-------------|-------------|----------------------|-------------------------------|------------------|-------------|-------------|---------------------------------|-------------|-------------|-------------|---------------------|---------------------|---------------------|----------------------|-------------|-------------|-------------|---------------|----------------------|----------------------|-------------|---------------------|----------------------|-------|--|
|  | PS                   | MOOE                 | FinEx       | CO          | TOTAL                | Prior Year's Accounts Payable |                  |             |             | Current Year's Accounts Payable |             |             |             |                     | SUB-TOTAL           | PS                  | MOOE                 | CO          | TOTAL       | PS          | MOOE          | FinEx                | CO                   | TOTAL       |                     |                      |       |  |
|  |                      |                      |             |             |                      | PS                            | MOOE             | FinEx       | CO          | Sub-Total                       | PS          | MOOE        | FinEx       | CO                  |                     |                     |                      |             |             |             |               |                      |                      |             | Sub-Total           |                      | TOTAL |  |
| 1  | 2                    | 3                    | 4           | 5           | 6=(2+3+4+5)          | 7                             | 8                | 9           | 10          | 11=(7+8+9+10)                   | 12          | 13          | 14          | 15                  | 16=(12+13+14+15)    | 17=(11+16)          | 18=(6+17)            | 19          | 20          | 21          | 22=(19+20+21) | 23                   | 24                   | 25          | 26                  | 27=(23+24+25+26)     | 28    |  |
| CASH DISBURSEMENTS   | 51,945,632.00        | 9,858,843.47         | 0.00        | 0.00        | 61,804,475.47        | 0.00                          | 44,058.97        | 0.00        | 0.00        | 44,058.97                       | 0.00        | 0.00        | 0.00        | 3,277,429.44        | 3,277,429.44        | 3,321,488.41        | 65,125,963.88        | 0.00        | 0.00        | 0.00        | 0.00          | 51,945,632.00        | 9,902,902.44         | 0.00        | 3,277,429.44        | 65,125,963.88        |       |  |
| Notice of Cash Allocation (NCA)  | 51,945,632.00        | 9,858,843.47         | 0.00        | 0.00        | 61,804,475.47        | 0.00                          | 44,058.97        | 0.00        | 0.00        | 44,058.97                       | 0.00        | 0.00        | 0.00        | 3,277,429.44        | 3,277,429.44        | 3,321,488.41        | 65,125,963.88        | 0.00        | 0.00        | 0.00        | 0.00          | 51,945,632.00        | 9,902,902.44         | 0.00        | 3,277,429.44        | 65,125,963.88        |       |  |
| MDS Checks Issued  | 49,988,828.57        | 5,690,971.06         | 0.00        | 0.00        | 55,679,799.63        | 0.00                          | 44,058.97        | 0.00        | 0.00        | 44,058.97                       | 0.00        | 0.00        | 0.00        | 2,407,352.06        | 2,407,352.06        | 2,451,411.03        | 58,131,210.66        | 0.00        | 0.00        | 0.00        | 0.00          | 49,988,828.57        | 5,735,030.03         | 0.00        | 2,407,352.06        | 58,131,210.66        |       |  |
| Advice to Debit Account  | 1,956,803.43         | 4,167,872.41         | 0.00        | 0.00        | 6,124,675.84         | 0.00                          | 0.00             | 0.00        | 0.00        | 0.00                            | 0.00        | 0.00        | 0.00        | 870,077.38          | 870,077.38          | 870,077.38          | 6,994,753.22         | 0.00        | 0.00        | 0.00        | 0.00          | 1,956,803.43         | 4,167,872.41         | 0.00        | 870,077.38          | 6,994,753.22         |       |  |
| Notice of Transfer Allocations (NTA)   | 0.00                 | 0.00                 | 0.00        | 0.00        | 0.00                 | 0.00                          | 0.00             | 0.00        | 0.00        | 0.00                            | 0.00        | 0.00        | 0.00        | 0.00                | 0.00                | 0.00                | 0.00                 | 0.00        | 0.00        | 0.00        | 0.00          | 0.00                 | 0.00                 | 0.00        | 0.00                | 0.00                 | 0.00  |  |
| MDS Checks Issued  | 0.00                 | 0.00                 | 0.00        | 0.00        | 0.00                 | 0.00                          | 0.00             | 0.00        | 0.00        | 0.00                            | 0.00        | 0.00        | 0.00        | 0.00                | 0.00                | 0.00                | 0.00                 | 0.00        | 0.00        | 0.00        | 0.00          | 0.00                 | 0.00                 | 0.00        | 0.00                | 0.00                 | 0.00  |  |
| Advice to Debit Account  | 0.00                 | 0.00                 | 0.00        | 0.00        | 0.00                 | 0.00                          | 0.00             | 0.00        | 0.00        | 0.00                            | 0.00        | 0.00        | 0.00        | 0.00                | 0.00                | 0.00                | 0.00                 | 0.00        | 0.00        | 0.00        | 0.00          | 0.00                 | 0.00                 | 0.00        | 0.00                | 0.00                 | 0.00  |  |
| Working Fund for FAPs  | 0.00                 | 0.00                 | 0.00        | 0.00        | 0.00                 | 0.00                          | 0.00             | 0.00        | 0.00        | 0.00                            | 0.00        | 0.00        | 0.00        | 0.00                | 0.00                | 0.00                | 0.00                 | 0.00        | 0.00        | 0.00        | 0.00          | 0.00                 | 0.00                 | 0.00        | 0.00                | 0.00                 | 0.00  |  |
| Cash Disbursement Ceiling (CDC)  | 0.00                 | 0.00                 | 0.00        | 0.00        | 0.00                 | 0.00                          | 0.00             | 0.00        | 0.00        | 0.00                            | 0.00        | 0.00        | 0.00        | 0.00                | 0.00                | 0.00                | 0.00                 | 0.00        | 0.00        | 0.00        | 0.00          | 0.00                 | 0.00                 | 0.00        | 0.00                | 0.00                 | 0.00  |  |
| <b>TOTAL CASH DISBURSEMENTS</b>  | <b>51,945,632.00</b> | <b>9,858,843.47</b>  | <b>0.00</b> | <b>0.00</b> | <b>61,804,475.47</b> | <b>0.00</b>                   | <b>44,058.97</b> | <b>0.00</b> | <b>0.00</b> | <b>44,058.97</b>                | <b>0.00</b> | <b>0.00</b> | <b>0.00</b> | <b>3,277,429.44</b> | <b>3,277,429.44</b> | <b>3,321,488.41</b> | <b>65,125,963.88</b> | <b>0.00</b> | <b>0.00</b> | <b>0.00</b> | <b>0.00</b>   | <b>51,945,632.00</b> | <b>9,902,902.44</b>  | <b>0.00</b> | <b>3,277,429.44</b> | <b>65,125,963.88</b> |       |  |
| NON-CASH DISBURSEMENTS   | 2,171,549.96         | 304,862.57           | 0.00        | 0.00        | 2,476,412.53         | 0.00                          | 2,493.50         | 0.00        | 0.00        | 2,493.50                        | 0.00        | 0.00        | 0.00        | 218,851.22          | 218,851.22          | 221,344.72          | 2,697,757.25         | 0.00        | 0.00        | 0.00        | 0.00          | 2,171,549.96         | 307,356.07           | 0.00        | 218,851.22          | 2,697,757.25         |       |  |
| Tax Remittance Advices Issued (TRA)  | 2,171,549.96         | 304,862.57           | 0.00        | 0.00        | 2,476,412.53         | 0.00                          | 2,493.50         | 0.00        | 0.00        | 2,493.50                        | 0.00        | 0.00        | 0.00        | 218,851.22          | 218,851.22          | 221,344.72          | 2,697,757.25         | 0.00        | 0.00        | 0.00        | 0.00          | 2,171,549.96         | 307,356.07           | 0.00        | 218,851.22          | 2,697,757.25         |       |  |
| Non-Cash Availment Authority (NCAA)  | 0.00                 | 0.00                 | 0.00        | 0.00        | 0.00                 | 0.00                          | 0.00             | 0.00        | 0.00        | 0.00                            | 0.00        | 0.00        | 0.00        | 0.00                | 0.00                | 0.00                | 0.00                 | 0.00        | 0.00        | 0.00        | 0.00          | 0.00                 | 0.00                 | 0.00        | 0.00                | 0.00                 | 0.00  |  |
| Disbursements effected through outright deductions from claims (please specify...) | 0.00                 | 0.00                 | 0.00        | 0.00        | 0.00                 | 0.00                          | 0.00             | 0.00        | 0.00        | 0.00                            | 0.00        | 0.00        | 0.00        | 0.00                | 0.00                | 0.00                | 0.00                 | 0.00        | 0.00        | 0.00        | 0.00          | 0.00                 | 0.00                 | 0.00        | 0.00                | 0.00                 | 0.00  |  |
| Overpayment of expenses(e.g. personnel benefits)                                   | 0.00                 | 0.00                 | 0.00        | 0.00        | 0.00                 | 0.00                          | 0.00             | 0.00        | 0.00        | 0.00                            | 0.00        | 0.00        | 0.00        | 0.00                | 0.00                | 0.00                | 0.00                 | 0.00        | 0.00        | 0.00        | 0.00          | 0.00                 | 0.00                 | 0.00        | 0.00                | 0.00                 | 0.00  |  |
| Restitution for loss of government property  | 0.00                 | 0.00                 | 0.00        | 0.00        | 0.00                 | 0.00                          | 0.00             | 0.00        | 0.00        | 0.00                            | 0.00        | 0.00        | 0.00        | 0.00                | 0.00                | 0.00                | 0.00                 | 0.00        | 0.00        | 0.00        | 0.00          | 0.00                 | 0.00                 | 0.00        | 0.00                | 0.00                 | 0.00  |  |
| Liquidated damages and similar claims  | 0.00                 | 0.00                 | 0.00        | 0.00        | 0.00                 | 0.00                          | 0.00             | 0.00        | 0.00        | 0.00                            | 0.00        | 0.00        | 0.00        | 0.00                | 0.00                | 0.00                | 0.00                 | 0.00        | 0.00        | 0.00        | 0.00          | 0.00                 | 0.00                 | 0.00        | 0.00                | 0.00                 | 0.00  |  |
| Others(TEF, BTr-Documentary Stamp Tax, etc.)                                       | 0.00                 | 0.00                 | 0.00        | 0.00        | 0.00                 | 0.00                          | 0.00             | 0.00        | 0.00        | 0.00                            | 0.00        | 0.00        | 0.00        | 0.00                | 0.00                | 0.00                | 0.00                 | 0.00        | 0.00        | 0.00        | 0.00          | 0.00                 | 0.00                 | 0.00        | 0.00                | 0.00                 | 0.00  |  |
| <b>TOTAL NON-CASH DISBURSEMENTS</b>  | <b>2,171,549.96</b>  | <b>304,862.57</b>    | <b>0.00</b> | <b>0.00</b> | <b>2,476,412.53</b>  | <b>0.00</b>                   | <b>2,493.50</b>  | <b>0.00</b> | <b>0.00</b> | <b>2,493.50</b>                 | <b>0.00</b> | <b>0.00</b> | <b>0.00</b> | <b>218,851.22</b>   | <b>218,851.22</b>   | <b>221,344.72</b>   | <b>2,697,757.25</b>  | <b>0.00</b> | <b>0.00</b> | <b>0.00</b> | <b>0.00</b>   | <b>2,171,549.96</b>  | <b>307,356.07</b>    | <b>0.00</b> | <b>218,851.22</b>   | <b>2,697,757.25</b>  |       |  |
| <b>GRAND TOTAL</b>   | <b>54,117,181.96</b> | <b>10,163,706.04</b> | <b>0.00</b> | <b>0.00</b> | <b>64,280,888.00</b> | <b>0.00</b>                   | <b>46,552.47</b> | <b>0.00</b> | <b>0.00</b> | <b>46,552.47</b>                | <b>0.00</b> | <b>0.00</b> | <b>0.00</b> | <b>3,496,280.66</b> | <b>3,496,280.66</b> | <b>3,542,833.13</b> | <b>67,823,721.13</b> | <b>0.00</b> | <b>0.00</b> | <b>0.00</b> | <b>0.00</b>   | <b>54,117,181.96</b> | <b>10,210,258.51</b> | <b>0.00</b> | <b>3,496,280.66</b> | <b>67,823,721.13</b> |       |  |


**SUMMARY**

| Particulars  | Previous Report | This Month     | As at Date     |
|--|-----------------|----------------|----------------|
| (1)  | (2)             | (3)            | (4)            |
| Total Disbursement Authorities Received                        | 702,294,763.76  | 255,872,860.55 | 958,167,624.31 |
| NCA  | 673,668,774.00  | 253,175,103.00 | 926,843,877.00 |
| NTA  | 0.00            | 0.00           | 0.00           |
| Working Fund   | 0.00            | 0.00           | 0.00           |
| TRA  | 28,625,989.76   | 2,697,757.55   | 31,323,747.31  |
| CDC  | 0.00            | 0.00           | 0.00           |
| NCAA   | 0.00            | 0.00           | 0.00           |
| Less: Notice of Transfer of Allocations (NTA)* issued          | 0.00            | 0.00           | 0.00           |
| Total Disbursement Authorities Available                       | 702,294,763.76  | 255,872,860.55 | 958,167,624.31 |
| Less:  | 0.00            | 0.00           | 0.00           |
| Lapsed NCA   | 1,016.77        | 0.00           | 1,016.77       |
| Disbursements  | 693,957,136.40  | 67,823,721.13  | 761,780,857.53 |
| Less: Other Non-Cash Disbursements                             | 0.00            | 0.00           | 0.00           |
| Disbursements effected through outright deductions from claims | 0.00            | 0.00           | 0.00           |
| Overpayment of expenses(e.g. personnel benefits)               | 0.00            | 0.00           | 0.00           |
| Restitution for loss of government property                    | 0.00            | 0.00           | 0.00           |
| Liquidated damages and similar claims                          | 0.00            | 0.00           | 0.00           |
| Others (e.g. TEF, BTr, Docs Stamp, etc.)                       | 0.00            | 0.00           | 0.00           |
| Add/Less: Adjustments (e.g. cancelled/issued checks)           | 0.00            | 0.00           | 0.00           |
| Balance of Disbursement Authorities as at date                 | 8,336,610.59    | 188,049,139.42 | 196,385,750.01 |
| Total Disbursements Program                                    | 702,294,763.76  | 255,872,860.55 | 958,167,624.31 |
| Less: *Actual Disbursements                                    | 693,957,136.40  | 67,823,721.13  | 761,780,857.53 |
| (Over)/Under spending  | 8,337,627.36    | 188,049,139.42 | 196,386,766.78 |

Notes: \* The use of NTA is discouraged  
 Notes: \*\* Amounts should tally with the grand total disbursement (column 27).

Certified Correct:  
  
 MAURICE ANAVER B. DORDADO, CPA  
 University Chief, Accountant  
 Date: 12/07/2023

Recommending Approval:  
  
 RENEBOY A. CATUBIG  
 Chief Administrative Officer - Finance  
 Date: 12/07/2023

FOR:  
 Approved By:  
  
 JOEL P. LIMSON, PH.D.  
 University President  
 Date: 12/07/2023

**MONTHLY REPORT OF DISBURSEMENTS**  
For the month of December 2023

Department : State Universities and Colleges (SUCs)  
 Agency/Entity : Negros Oriental State University  
 Operating Unit : < not applicable >  
 Organization Code (UACS) : 08 072 000000  
 Fund Cluster : 01 - Regular Agency Fund

| Particulars  | Current Year Budget  |                       |             |             |                       | Prior Year's Budget           |               |             |                     |                     |                                 |                  |             |                     |                     | Trust Liabilities   |                       |             |             | Grand Total |               |                      |                       |             | Remarks             |                       |       |
|--|----------------------|-----------------------|-------------|-------------|-----------------------|-------------------------------|---------------|-------------|---------------------|---------------------|---------------------------------|------------------|-------------|---------------------|---------------------|---------------------|-----------------------|-------------|-------------|-------------|---------------|----------------------|-----------------------|-------------|---------------------|-----------------------|-------|
|  | PS                   | MOOE                  | FinEx       | CO          | TOTAL                 | Prior Year's Accounts Payable |               |             |                     |                     | Current Year's Accounts Payable |                  |             |                     |                     | SUB-TOTAL           | PS                    | MOOE        | CO          | TOTAL       | PS            | MOOE                 | FinEx                 | CO          |                     | TOTAL                 |       |
|  |                      |                       |             |             |                       | PS                            | MOOE          | FinEx       | CO                  | Sub-Total           | PS                              | MOOE             | FinEx       | CO                  | Sub-Total           |                     |                       |             |             |             |               |                      |                       |             |                     |                       | TOTAL |
| 1  | 2                    | 3                     | 4           | 5           | 6=(2+3+4+5)           | 7                             | 8             | 9           | 10                  | 11=(7+8+9+10)       | 12                              | 13               | 14          | 15                  | 16=(12+13+14+15)    | 17=(11+16)          | 18=(6+17)             | 19          | 20          | 21          | 22=(19+20+21) | 23                   | 24                    | 25          | 26                  | 27=(23+24+25+26)      | 28    |
| CASH DISBURSEMENTS   | 65,542,724.80        | 168,930,113.11        | 0.00        | 0.00        | 234,472,837.91        | 0.00                          | 428.38        | 0.00        | 2,371,871.57        | 2,372,299.95        | 0.00                            | 68,575.83        | 0.00        | 1,643,913.57        | 1,712,489.40        | 4,084,789.35        | 238,557,627.26        | 0.00        | 0.00        | 0.00        | 0.00          | 65,542,724.80        | 168,999,117.32        | 0.00        | 4,015,785.14        | 238,557,627.26        |       |
| Notice of Cash Allocation (NCA)  | 65,542,724.80        | 168,930,113.11        | 0.00        | 0.00        | 234,472,837.91        | 0.00                          | 428.38        | 0.00        | 2,371,871.57        | 2,372,299.95        | 0.00                            | 68,575.83        | 0.00        | 1,643,913.57        | 1,712,489.40        | 4,084,789.35        | 238,557,627.26        | 0.00        | 0.00        | 0.00        | 0.00          | 65,542,724.80        | 168,999,117.32        | 0.00        | 4,015,785.14        | 238,557,627.26        |       |
| MDS Checks Issued  | 64,094,598.76        | 162,667,794.87        | 0.00        | 0.00        | 226,762,393.63        | 0.00                          | 0.00          | 0.00        | 2,371,871.57        | 2,371,871.57        | 0.00                            | 37,724.05        | 0.00        | 1,643,913.57        | 1,681,637.62        | 4,053,509.19        | 230,815,902.82        | 0.00        | 0.00        | 0.00        | 0.00          | 64,094,598.76        | 162,705,518.92        | 0.00        | 4,015,785.14        | 230,815,902.82        |       |
| Advice to Debit Account  | 1,448,126.04         | 6,262,318.24          | 0.00        | 0.00        | 7,710,444.28          | 0.00                          | 428.38        | 0.00        | 0.00                | 428.38              | 0.00                            | 30,851.78        | 0.00        | 0.00                | 30,851.78           | 31,280.16           | 7,741,724.44          | 0.00        | 0.00        | 0.00        | 0.00          | 1,448,126.04         | 6,293,598.40          | 0.00        | 0.00                | 7,741,724.44          |       |
| Notice of Transfer Allocations (NTA)   | 0.00                 | 0.00                  | 0.00        | 0.00        | 0.00                  | 0.00                          | 0.00          | 0.00        | 0.00                | 0.00                | 0.00                            | 0.00             | 0.00        | 0.00                | 0.00                | 0.00                | 0.00                  | 0.00        | 0.00        | 0.00        | 0.00          | 0.00                 | 0.00                  | 0.00        | 0.00                | 0.00                  |       |
| MDS Checks Issued  | 0.00                 | 0.00                  | 0.00        | 0.00        | 0.00                  | 0.00                          | 0.00          | 0.00        | 0.00                | 0.00                | 0.00                            | 0.00             | 0.00        | 0.00                | 0.00                | 0.00                | 0.00                  | 0.00        | 0.00        | 0.00        | 0.00          | 0.00                 | 0.00                  | 0.00        | 0.00                | 0.00                  | 0.00  |
| Advice to Debit Account  | 0.00                 | 0.00                  | 0.00        | 0.00        | 0.00                  | 0.00                          | 0.00          | 0.00        | 0.00                | 0.00                | 0.00                            | 0.00             | 0.00        | 0.00                | 0.00                | 0.00                | 0.00                  | 0.00        | 0.00        | 0.00        | 0.00          | 0.00                 | 0.00                  | 0.00        | 0.00                | 0.00                  | 0.00  |
| Working Fund for FAPs  | 0.00                 | 0.00                  | 0.00        | 0.00        | 0.00                  | 0.00                          | 0.00          | 0.00        | 0.00                | 0.00                | 0.00                            | 0.00             | 0.00        | 0.00                | 0.00                | 0.00                | 0.00                  | 0.00        | 0.00        | 0.00        | 0.00          | 0.00                 | 0.00                  | 0.00        | 0.00                | 0.00                  | 0.00  |
| Cash Disbursement Ceiling (CDC)  | 0.00                 | 0.00                  | 0.00        | 0.00        | 0.00                  | 0.00                          | 0.00          | 0.00        | 0.00                | 0.00                | 0.00                            | 0.00             | 0.00        | 0.00                | 0.00                | 0.00                | 0.00                  | 0.00        | 0.00        | 0.00        | 0.00          | 0.00                 | 0.00                  | 0.00        | 0.00                | 0.00                  | 0.00  |
| <b>TOTAL CASH DISBURSEMENTS</b>  | <b>65,542,724.80</b> | <b>168,930,113.11</b> | <b>0.00</b> | <b>0.00</b> | <b>234,472,837.91</b> | <b>0.00</b>                   | <b>428.38</b> | <b>0.00</b> | <b>2,371,871.57</b> | <b>2,372,299.95</b> | <b>0.00</b>                     | <b>68,575.83</b> | <b>0.00</b> | <b>1,643,913.57</b> | <b>1,712,489.40</b> | <b>4,084,789.35</b> | <b>238,557,627.26</b> | <b>0.00</b> | <b>0.00</b> | <b>0.00</b> | <b>0.00</b>   | <b>65,542,724.80</b> | <b>168,999,117.32</b> | <b>0.00</b> | <b>4,015,785.14</b> | <b>238,557,627.26</b> |       |
| NON-CASH DISBURSEMENTS   | 2,588,984.05         | 188,066.72            | 0.00        | 0.00        | 2,777,050.77          | 0.00                          | 24.25         | 0.00        | 0.00                | 24.25               | 0.00                            | 415.92           | 0.00        | 149,446.68          | 149,862.60          | 149,886.85          | 2,926,937.62          | 0.00        | 0.00        | 0.00        | 0.00          | 2,588,984.05         | 188,506.89            | 0.00        | 149,446.68          | 2,926,937.62          |       |
| Tax Remittance Advices Issued (TRA)  | 2,588,984.05         | 188,066.72            | 0.00        | 0.00        | 2,777,050.77          | 0.00                          | 24.25         | 0.00        | 0.00                | 24.25               | 0.00                            | 415.92           | 0.00        | 149,446.68          | 149,862.60          | 149,886.85          | 2,926,937.62          | 0.00        | 0.00        | 0.00        | 0.00          | 2,588,984.05         | 188,506.89            | 0.00        | 149,446.68          | 2,926,937.62          |       |
| Non-Cash Availment Authority (NCAA)  | 0.00                 | 0.00                  | 0.00        | 0.00        | 0.00                  | 0.00                          | 0.00          | 0.00        | 0.00                | 0.00                | 0.00                            | 0.00             | 0.00        | 0.00                | 0.00                | 0.00                | 0.00                  | 0.00        | 0.00        | 0.00        | 0.00          | 0.00                 | 0.00                  | 0.00        | 0.00                | 0.00                  | 0.00  |
| Disbursements effected through outright deductions from claims (please specify...) | 0.00                 | 0.00                  | 0.00        | 0.00        | 0.00                  | 0.00                          | 0.00          | 0.00        | 0.00                | 0.00                | 0.00                            | 0.00             | 0.00        | 0.00                | 0.00                | 0.00                | 0.00                  | 0.00        | 0.00        | 0.00        | 0.00          | 0.00                 | 0.00                  | 0.00        | 0.00                | 0.00                  | 0.00  |
| Overpayment of expenses(e.g. personnel benefits)                                   | 0.00                 | 0.00                  | 0.00        | 0.00        | 0.00                  | 0.00                          | 0.00          | 0.00        | 0.00                | 0.00                | 0.00                            | 0.00             | 0.00        | 0.00                | 0.00                | 0.00                | 0.00                  | 0.00        | 0.00        | 0.00        | 0.00          | 0.00                 | 0.00                  | 0.00        | 0.00                | 0.00                  | 0.00  |
| Restitution for loss of government property  | 0.00                 | 0.00                  | 0.00        | 0.00        | 0.00                  | 0.00                          | 0.00          | 0.00        | 0.00                | 0.00                | 0.00                            | 0.00             | 0.00        | 0.00                | 0.00                | 0.00                | 0.00                  | 0.00        | 0.00        | 0.00        | 0.00          | 0.00                 | 0.00                  | 0.00        | 0.00                | 0.00                  | 0.00  |
| Liquidated damages and similar claims  | 0.00                 | 0.00                  | 0.00        | 0.00        | 0.00                  | 0.00                          | 0.00          | 0.00        | 0.00                | 0.00                | 0.00                            | 0.00             | 0.00        | 0.00                | 0.00                | 0.00                | 0.00                  | 0.00        | 0.00        | 0.00        | 0.00          | 0.00                 | 0.00                  | 0.00        | 0.00                | 0.00                  | 0.00  |
| Others(TEF, BTr, Documentary Stamp Tax, etc.)                                      | 0.00                 | 0.00                  | 0.00        | 0.00        | 0.00                  | 0.00                          | 0.00          | 0.00        | 0.00                | 0.00                | 0.00                            | 0.00             | 0.00        | 0.00                | 0.00                | 0.00                | 0.00                  | 0.00        | 0.00        | 0.00        | 0.00          | 0.00                 | 0.00                  | 0.00        | 0.00                | 0.00                  | 0.00  |
| <b>TOTAL NON-CASH DISBURSEMENTS</b>  | <b>2,588,984.05</b>  | <b>188,066.72</b>     | <b>0.00</b> | <b>0.00</b> | <b>2,777,050.77</b>   | <b>0.00</b>                   | <b>24.25</b>  | <b>0.00</b> | <b>0.00</b>         | <b>24.25</b>        | <b>0.00</b>                     | <b>415.92</b>    | <b>0.00</b> | <b>149,446.68</b>   | <b>149,862.60</b>   | <b>149,886.85</b>   | <b>2,926,937.62</b>   | <b>0.00</b> | <b>0.00</b> | <b>0.00</b> | <b>0.00</b>   | <b>2,588,984.05</b>  | <b>188,506.89</b>     | <b>0.00</b> | <b>149,446.68</b>   | <b>2,926,937.62</b>   |       |
| <b>GRAND TOTAL</b>   | <b>68,131,708.85</b> | <b>169,118,179.83</b> | <b>0.00</b> | <b>0.00</b> | <b>237,249,888.68</b> | <b>0.00</b>                   | <b>452.63</b> | <b>0.00</b> | <b>2,371,871.57</b> | <b>2,372,324.20</b> | <b>0.00</b>                     | <b>68,991.75</b> | <b>0.00</b> | <b>1,793,360.25</b> | <b>1,862,352.00</b> | <b>4,234,676.20</b> | <b>241,484,564.88</b> | <b>0.00</b> | <b>0.00</b> | <b>0.00</b> | <b>0.00</b>   | <b>68,131,708.85</b> | <b>169,187,624.21</b> | <b>0.00</b> | <b>4,165,231.82</b> | <b>241,484,564.88</b> |       |


**SUMMARY**

| Particulars  | Previous Report | This Month       | As at Date       |
|--|-----------------|------------------|------------------|
| (1)  | (2)             | (3)              | (4)              |
| Total Disbursement Authorities Received                        | 958,167,624.31  | 45,098,937.62    | 1,003,266,561.93 |
| NCA  | 926,843,877.00  | 42,172,000.00    | 969,015,877.00   |
| NTA  | 0.00            | 0.00             | 0.00             |
| Working Fund   | 0.00            | 0.00             | 0.00             |
| TRA  | 31,323,747.31   | 2,926,937.62     | 34,250,684.93    |
| CDC  | 0.00            | 0.00             | 0.00             |
| NCAA   | 0.00            | 0.00             | 0.00             |
| Less: Notice of Transfer of Allocations (NTA)* issued          | 0.00            | 0.00             | 0.00             |
| Total Disbursement Authorities Available                       | 958,167,624.31  | 45,098,937.62    | 1,003,266,561.93 |
| Less:  | 0.00            | 0.00             | 0.00             |
| Lapsed NCA   | 1,016.77        | 0.00             | 1,016.77         |
| Disbursements  | 761,780,857.53  | 241,484,564.88   | 1,003,265,422.41 |
| Less: Other Non-Cash Disbursements                             | 0.00            | 0.00             | 0.00             |
| Disbursements effected through outright deductions from claims | 0.00            | 0.00             | 0.00             |
| Overpayment of expenses(e.g. personnel benefits)               | 0.00            | 0.00             | 0.00             |
| Restitution for loss of government property                    | 0.00            | 0.00             | 0.00             |
| Liquidated damages and similar claims                          | 0.00            | 0.00             | 0.00             |
| Others (e.g. TEF, BTr, Docs Stamp, etc.)                       | 0.00            | 0.00             | 0.00             |
| Add/Less: Adjustments (e.g. cancelled/staled checks)           | 0.00            | 0.00             | 0.00             |
| Balance of Disbursement Authorities as at date                 | 196,385,750.01  | (196,385,627.26) | 122.75           |
| Total Disbursements Program                                    | 958,167,624.31  | 45,098,937.62    | 1,003,266,561.93 |
| Less: *Actual Disbursements                                    | 761,780,857.53  | 241,484,564.88   | 1,003,265,422.41 |
| (Over)/Under spending  | 196,386,766.78  | (196,385,627.26) | 1,139.52         |

Notes: \* The use of NTA is discouraged  
 Notes: \*\* Amounts should tally with the grand total disbursement (column 27).

Certified Correct:  
  
**MAURICE ANAVER B. DORADO, CPA**  
 University Chief Accountant  
 Date: 01/09/2024

Recommending Approval:  
  
**RENEBOY A. CATUBIG, CPA, MBA**  
 Chief Administrative Officer - Finance  
 Date: 01/09/2024

FOR:  
  
**JOEL P. LIMSON, PH.D.**  
 University President  
 Date: 01/09/2024